



KLED12STD

12w LED DD Standard, 30000hrs



Product Overview

Kosnic's range of LED DD lamps takes a fresh approach to functional lighting with a design philosophy offering plug-in emergency packs and optional microwave sensor versions so that there are no barriers to retrofitting LEDs in commercial fittings. The products bring the energy saving capabilities of LED technology to the commercial environment and the lamps can quickly replace fluorescent DD lamps with little or no rewiring.

Features

Save energy up to 65% compared with a fluorescent DD lamp with magnetic ballast.

For maximum energy savings, bypass all control gear and supply directly from the mains.

Single side high lumen output for light only where it's needed.

Long life of 30,000h.

Compatible with Kosnic's KTC27EME-DD emergency module.

Instant start.

Negligible UV output.

Mercury free.

Emergency Module Compatible

The LED DD lamp is compatible with the Kosnic emergency module, which provides power in the event of a cut in the supply and must be wired to an un-switched supply. The battery will supply the lamp for over 3 hours at a reduced output.

Safety and Maintenance

Switch off supply and allow cooling before handling lamp.

Do not dispose of in household waste.

Dispose of in appropriate section of local civic amenity site or recycling centre.

Specifications

	KLED12STD/2P-W40 ^[1]	KLED12STD/4P-W27 ^[1]	KLED12STD/4P-BLUE
	KLED12STD/4P-W40 ^[2]	KLED12STD/4P-W65 ^[2]	
Fitting	2-Pin (GR8) ^[1] 4-Pin (GR10q) ^[2]	4-Pin (GR10q)	4-Pin (GR10q)
Shape / Type	DD	DD	DD
Colour Finish	White	White	White
Wattage (w)	12	12	12
Total Lumens (lm)	1320	1220 ^[1] 1320 ^[2]	-
Input Current (mA)	58	58	58
Input Voltage	220-240Vac	220-240Vac	220-240Vac
CCT Temperature (k)	4000	2700 ^[1] 6500 ^[2]	-
CCT Name	Cool White	Warm White ^[1] Day Light ^[2]	-
Rated Life (hrs)	30000	30000	30000
Nominal Lifetime (hrs)	30000	30000	-
Switch Cycles	50000	50000	50000
Peak Candelas (cd)	440	410 ^[1] 440 ^[2]	-
CRI	83	83 ^[1] 84 ^[2]	-
Dimmable?	No	No	No
Retrofit?	Yes	Yes	Yes
Power Factor	0.9	0.9	0.9
Start Time (s)	0.39	0.39	0.39
Warm-up Time (s)	Instant full light	Instant full light	0.5

Length (mm)	192	192	192
Width (mm)	192	192	192
Depth (mm)	35	35	35
Mercury (mg)	0	0	-
Clean-up instructions	N/A	N/A	-
Rated Power (W)	12.00	12.00	-
Rated Luminous Flux (lm)	1320	1220 ^[1] 1320 ^[2]	-
LMF at Lifetime	0.75	0.75	-
SDCM of CCT	<6	<6	-
Ambient Temperature (°C)	-20 to 40	-20 to 40	-20 to 40
Emergency Luminous Flux	230	230	-

Product Markings

	KLED12STD/2P-W40 ^[1]	KLED12STD/4P-W27 ^[1]	KLED12STD/4P-BLUE
	KLED12STD/4P-W40 ^[2]	KLED12STD/4P-W65 ^[2]	
Manufacturer	Kosnic	Kosnic	-
Product Code	KLED12STD/2P-W40 ^[1] KLED12STD/4P-W40 ^[2]	KLED12STD/4P-W27 ^[1] KLED12STD/4P-W65 ^[2]	-
Voltage	220-240Vac 50-60Hz	220-240Vac 50-60Hz	-
Nominal Power (W)	12	12	-
Current (mA)	58	58	-
CE Mark	Yes	Yes	-
WEEE Mark	Yes	Yes	-
Batch Code	Yes	Yes	-

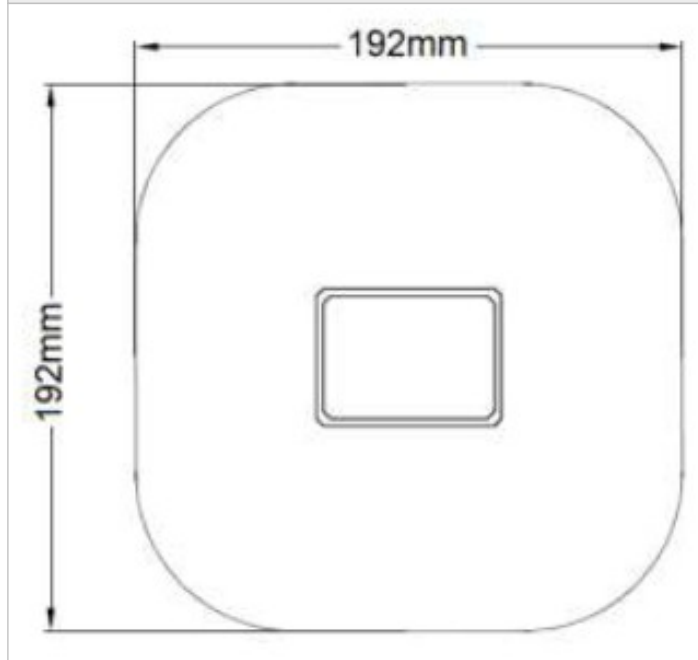
Energy Label

	KLED12STD/2P-W40 ^[1]	KLED12STD/4P-W27 ^[1]	KLED12STD/4P-BLUE
	KLED12STD/4P-W40 ^[2]	KLED12STD/4P-W65 ^[2]	
Manufacturer	Kosnic	Kosnic	-
Product Code	KLED12STD/2P-W40 ^[1] KLED12STD/4P-W40 ^[2]	KLED12STD/4P-W27 ^[1] KLED12STD/4P-W65 ^[2]	-
Energy Class	A+	A+	-
Energy Consumption (kWh/1000h)	12	12	-

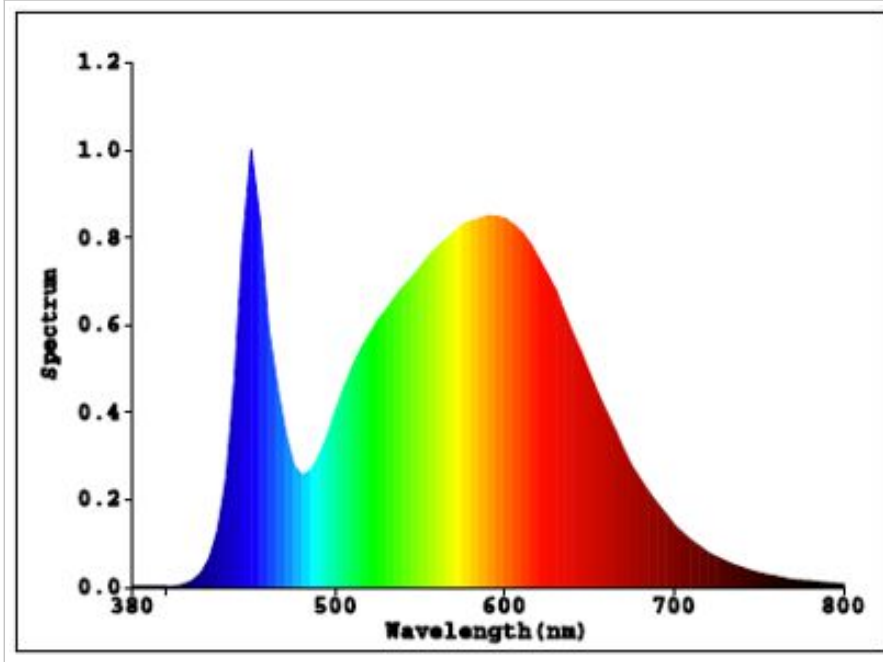
Packaging

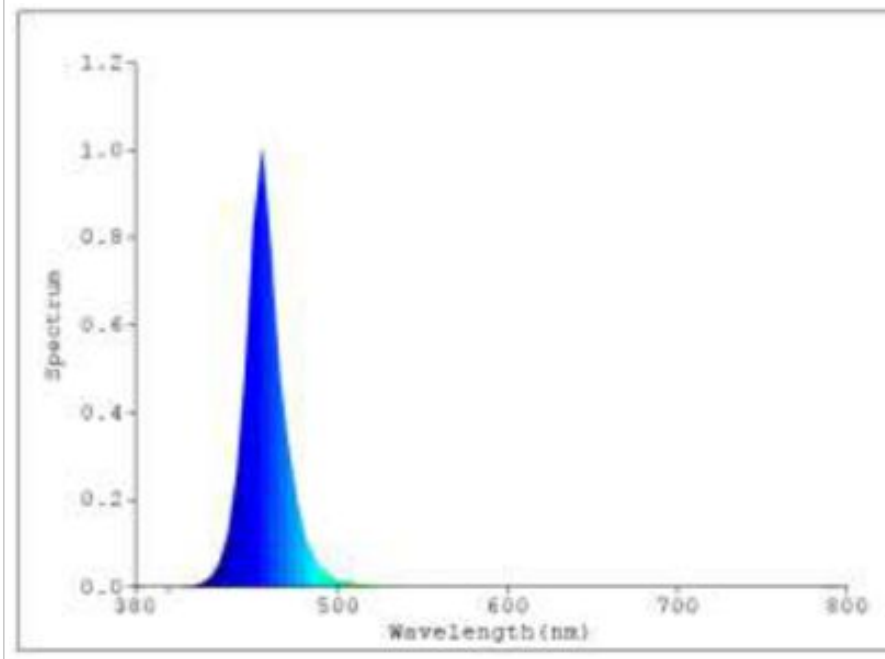
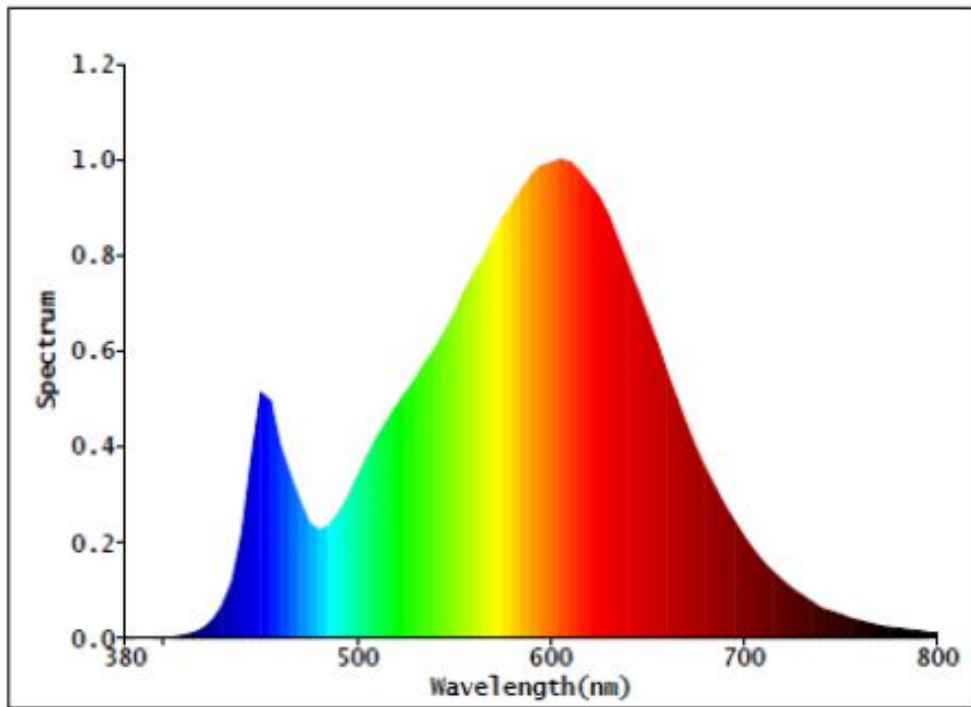
	KLED12STD/2P-W40 ^[1]	KLED12STD/4P-W27 ^[1]	KLED12STD/4P-BLUE
	KLED12STD/4P-W40 ^[2]	KLED12STD/4P-W65 ^[2]	
UPC Code	5060063420585 ^[1] 5060063421049 ^[2]	5060063421070 ^[1] 5060063422039 ^[2]	0609207990246
Outer Box Length (mm)	455	455	455
Outer Box Width (mm)	415	415	415
Outer Box Height (mm)	270	270	270
Volume	0.05098275	0.05098275	0.05098275
Box Quantity	20	20	20
Outer Box Weight/kg	6.3	6.3	6.3

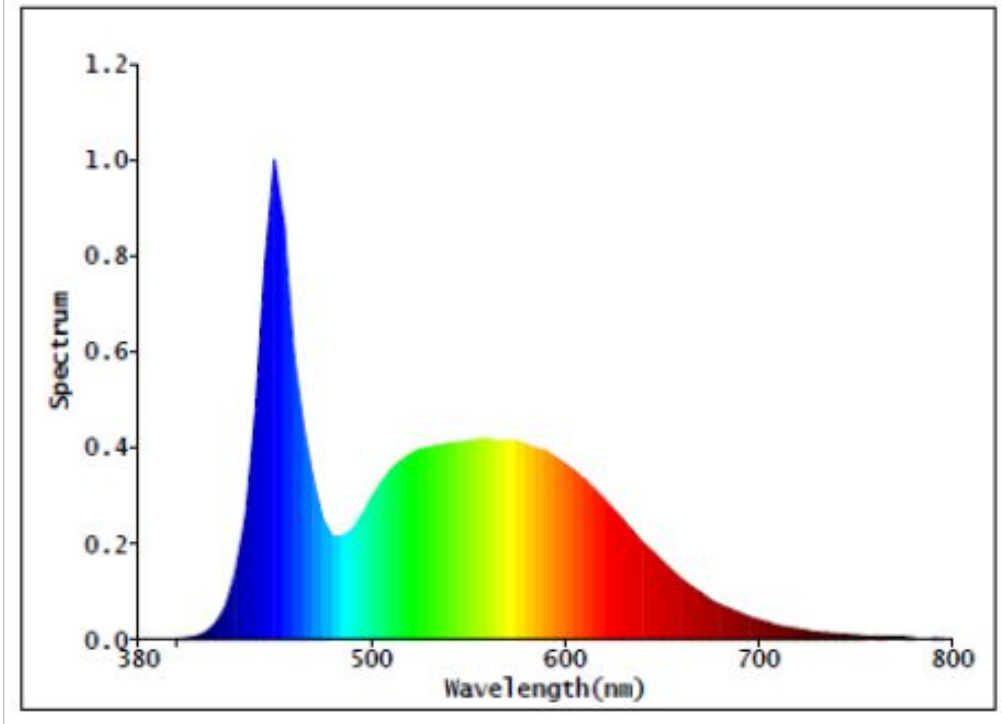
KLED12STD/2P-W40
KLED12STD/4P-W27
KLED12STD/4P-BLUE
KLED12STD/4P-W40
KLED12STD/4P-W65



KLED12STD/2P-W40
KLED12STD/4P-W40







Datasheet generated from <http://www.electrika.com> last updated Friday, August 18, 2017 12:54:30 PM