
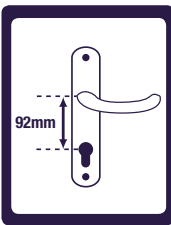
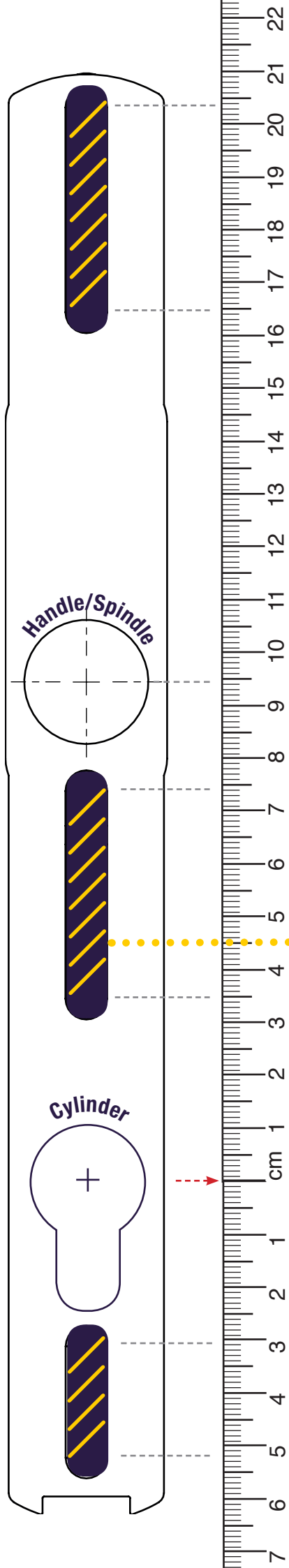


Conexis® L1 Smart Door Lock 3 Step Compatibility Guide.


1. Centre Measurement
 Measure the distance between the centre of the cylinder and the centre of the door handle/spindle. This must be **92mm**.
 (We recommend you remove the internal handle for accurate measurements)

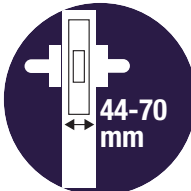
92mm (Centres)

 **Critical Measurement**

2. Door Thickness
 When measuring your door ensure the thickness is between **44-70mm**.

 **Critical Measurement**



3. Taking the centre of the cylinder as a start point - Ensure at least 2 out of 3 yellow striped zones align with existing screw holes on your door. The **Conexis® L1 Smart Door Lock** is adjustable within these areas.

The Conexis® L1 Smart Door Lock is **NOT** compatible with the 'Avantis' brand of multipoint door locks.

'Avantis' multipoint door locks are distinguishable by having the locking bolt above the latch bolt.