

Niva II

Integrated Switchable CCT LED Batten with Optional Emergency Module



Overview

This version of the Niva II LED batten offers an output similar to traditional single output battens. The Niva II utilises high performance LEDs to offer outstanding lumen efficiency. The battens have a switchable CCT (3000/4000/6000K) and are suitable for a wide range of applications including warehouses, factories and garages. The product range also has the option to install an emergency module.

Features

- Switchable CCT (3000/4000/6000K)
- Option to install emergency module
- High efficiency up to 130lm/W
- Class I
- Suitable for through-wiring
- Long operational life of 40,000h
- Instant start
- Negligible UV output
- Mercury free

Emergency Module

The optional emergency module provides power in the event of a cut in the supply and must be wired to the un-switched supply through the un-switched Live terminal. The battery will supply the luminaire for over 3 hours at a reduced output.

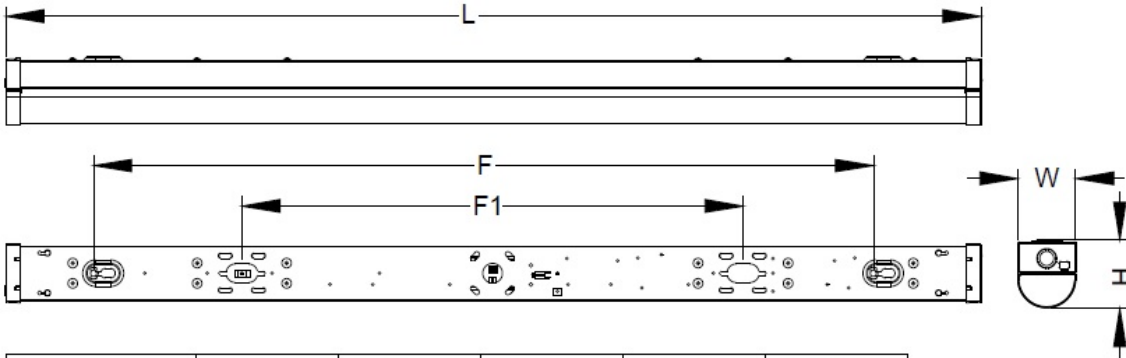
Specifications

Order Code	KBTN20LS4/SCT	KBTN30LS4/SCT	KBTN40LS4/SCT
Power	20 W	30 W	40 W
Voltage	220-240 Vac 50-60 Hz	220-240 Vac 50-60 Hz	220-240 Vac 50-60 Hz
Current	91 mA	136 mA	181 mA
Protection	Class I	Class I	Class I
Connection	Wiring terminals	Wiring terminals	Wiring terminals
Luminous Flux	2400 lm (3000 K) 2600 lm (4000 K) 2600 lm (6000 K)	3600 lm (3000 K) 3900 lm (4000 K) 3900 lm (6000 K)	4800 lm (3000 K) 5200 lm (4000 K) 5200 lm (6000 K)
CCT	3000 K Warm White 4000 K Cool White 6000 K Day Light	3000 K Warm White 4000 K Cool White 6000 K Day Light	3000 K Warm White 4000 K Cool White 6000 K Day Light
Flicker	27 %	20 %	20 %
Lifetime	40,000 h	40,000 h	40,000 h
Dimmable	No	No	No
Switching Cycles	50,000	50,000	50,000
Warm-up time to 60% Φ	Instant full light	Instant full light	Instant full light
Dimensions L x W x H	1170 mm x 61 mm x 71 mm	1470 mm x 61 mm x 71 mm	1734 mm x 61 mm x 71 mm
Weight	1.9 kg	2.33 kg	2.83 kg
Power Factor	0.96	0.96	0.96
Inrush Current (peak/duration)	4.7 A / 125 μ s	6.8 A / 115 μ s	8.8 A / 125 μ s
LMF at Nominal Lifetime	0.75	0.75	0.75
SDCM of CCT	<6	<6	<6
CRI	>80	>80	>80
Start Time	0.45	0.45	0.45
Ambient Temperature Range	-20 to 40 °C	-20 to 40 °C	-20 to 40 °C
Emergency Module (user installed)	CEW05LBL	CEW05LBL	CEW05LBL
Emergency Luminous Flux	600 lm	600 lm	600 lm

Accessories

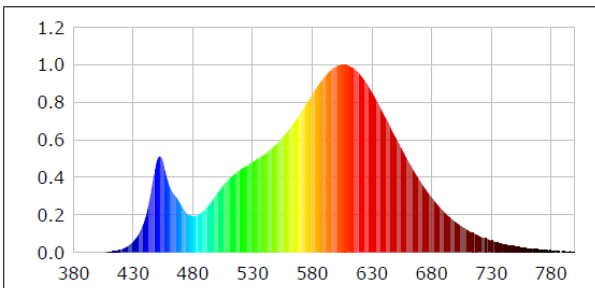
Description:	Order Code	Details:
Standard Emergency Module	CEW05LBL/N	Three hour rated Li-Ion emergency module (user installed)
Self-Test Emergency Module	CEW05LBL/S	Self-test three hour rated Li-Ion emergency module (user installed)

Dimensions

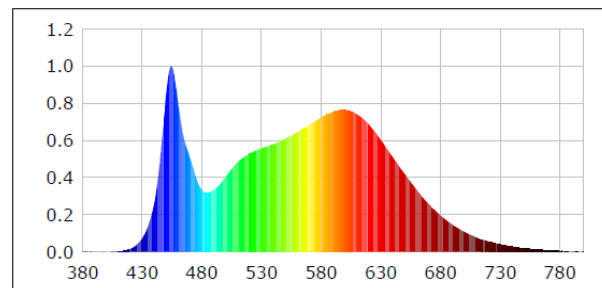


Product Code	Length(mm)	Width(mm)	Height (mm)	Fixing (mm)	Besa Box (F1) Fixing(mm)
KBTN20LS4/SCT	1170	61	71	965	600
KBTN30LS4/SCT	1470	61	71	1265	600
KBTN40LS4/SCT	1734	61	71	1529	600

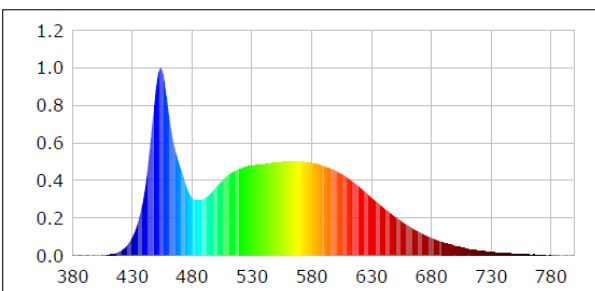
Photometric Information



3000K



4000K



6000K

Energy Label

