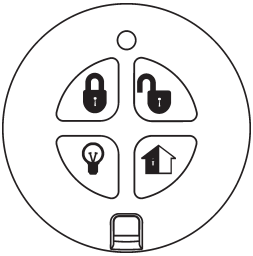

Figure 1: EL-2714/
Figure 1: EL-2714/
Figura 1: EL-2714

English

The EL-2714 is a four-button keyfob transmitter designed for use with Electronics Line 3000's supervised wireless range of receivers.

Registration

To register the EL-2714:

1. Set the receiver to Registration mode.
2. Press one of the buttons, making sure that the LED lights up when the button is pressed.
3. Wait for five seconds and press the same button again.

Alternatively, the EL-2714 can be registered to the receiver by manually entering the transmitter's serial number.

Battery Replacement

If the LED blinks during transmissions, this indicates that the battery is low and need replacing.

To replace the battery:

1. Insert a small screwdriver into the pry-off slot – *see Figure 2.* Carefully twist the screwdriver to separate the front and back of the casing.
2. Observing correct polarity, replace the battery.
3. Close the casing making sure that the front and back click shut.

Caution:Risk of explosion if battery is replaced by an incorrect type. Dispose of used batteries according to the instructions.



Figure 2: Opening the casing/
Figure 2: Ouverture du boîtier/
Figura 2: Abriendo la tapa

Technical Specifications

Antenna: Built-in whip

Frequency: 868.35*, 433.92, or 418 MHz

Power: 3V Lithium Battery, Size CR2032

Current Consumption:
16mA (transmission),
0μA (standby)

RFI Immunity: 40V/m

Operating Temperature: 0-60°C

Dimensions: 45Ø x13mm

*** Complies with EN-50131 Grade 2 Class II Power Supply Type C**

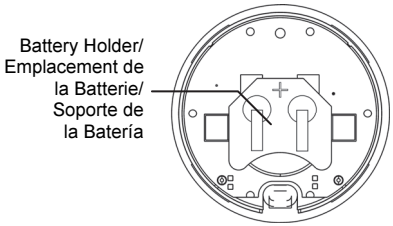

Figure 3: Rear view (casing open)/
Figure 3: Vue arrière (boîtier ouvert)/
Figura 3: Vista posterior (tapa abierta)

✂ **Français**

Le EL-2714 est un émetteur de télécommande à quatre boutons à utiliser avec la gamme des récepteurs de radio supervisés d'Electronics Line 3000.

Processus d'Enregistrement

1. Réglez le récepteur en mode Enregistrer.
2. Appuyez sur un bouton, vérifiez que la LED de la télécommande s'allume lorsque le bouton est appuyé.
3. Attendez pendant cinq secondes et appuyez à nouveau sur le même bouton.

Indication de Tension Batterie Basse

Si la LED clignote lors des transmissions, cela signifie que la tension de la batterie est basse et qu'elle doit être remplacé:

Pour remplacer la batterie:

1. Insérez un petit tournevis dans la fente – *voir Figure 2.* Tournez doucement le tournevis pour séparer l'avant et l'arrière du boîtier.
2. En observant la polarité correcte, remplacez la batterie.
3. Fermez le boîtier en vérifiant à ce que l'avant et l'arrière se ferment avec un clic.

Spécifications Techniques

Antenne: Fouet intégré
Fréquences: 868.35*, 433.92 ou 418MHz FM
Alimentation:
3V Batterie de lithium, Taille CR2032
Consommation du courant:
16mA (en transmission), 0μA (au repos)
Immunité IRF: 40V/m
Température de Fonctionnement: 0-60°C
Dimensions: 45Ø x13mm

***Conforme à la norme EN-50131 Grade 2 Class II Alimentation Type C**

✂ **Español**

El EL-2714 es un transmisor de cuatro botones diseñado para ser utilizado con la línea de receptores inalámbricos supervisada de Electronics Line 3000.

Procedimiento de Registración

1. Coloque el receptor en modo Registración.
2. Presione un botón, asegurándose que el LED del llavero encienda al ser presionado.
3. Aguarde cinco segundos y presione el botón nuevamente.

Indicación de Baja Batería

Cuando el LED parpadea durante la transmision, significa que la bateria esta baja y precisa ser reemplazada.

Para reemplazar la batería:

1. Inserte un pequeño destornillador en la ranura inferior – *ver Figura 2.* Cuidadosamente gire el destornillador para separar las tapas.
2. Observando la polaridad correcta, reemplace la batería.
3. Cierre el llavero asegurándose que las tapas coincidan correctamente.

Especificaciones Técnicas

Antena: Incorporada, de Lazo Interno
Frecuencia: 868.35*, 433.92 o 418MHz FM
Alimentación:
3V Batería de Litio, CR2032
Consumo de Corriente:
16mA (transmisión), 0μA (en reposo)
Inmunidad a RF: 40V/m
Temperatura de Operación: 0-60°C
Dimensiones: 45Ø x13mm

***Cumple norma EN-50131 Grado 2 Clase II Fuente alimentacion Tipo C**

Contacting Electronics Line

UPGRADING EVERYDAY SECURITY

International Headquarters:
Electronics Line 3000 Ltd.
14 Hachoma St., 75655
Rishon Le Zion, Israel
Tel: (+972-3) 963-7777
Fax: (+972-3) 961-6584

All data is subject to change without prior notice. In no event shall Electronics Line 3000 Ltd. (EL3K) be liable for an amount in excess of EL3K.'s original selling price of this product, for any loss or damage whether direct, indirect, incidental, consequential or otherwise arising out of any failure of the product. Hereby, Electronics Line 3000 Ltd. declares that this transmitter is in compliance with the essential requirements and other relevant provisions of Directive 1999/5/EC.

All rights reserved
No part of this document may be reproduced in any form without the prior written permission from the publisher